



# PORTABLE 4000

Max Load  
**400 lbs**



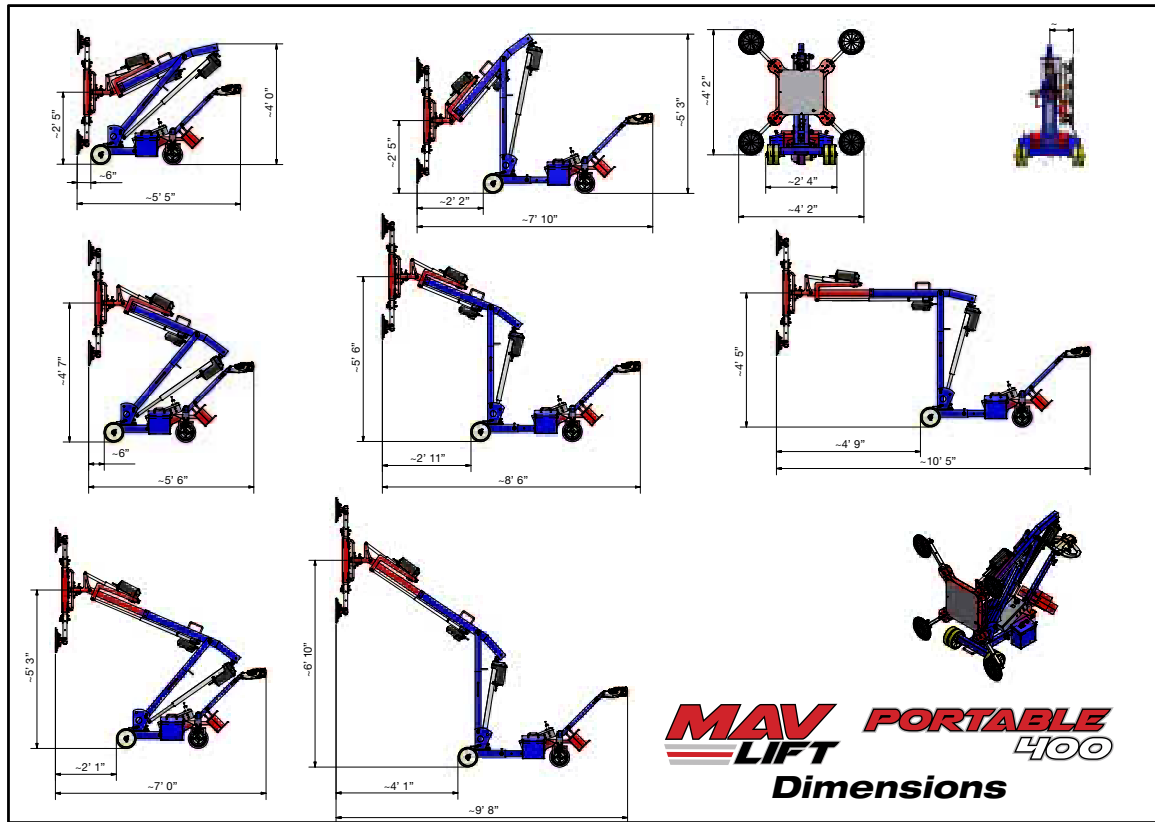
[MAVLift.com](http://MAVLift.com)

With the MAVLift Portable 400 you are able to count on high-quality components, long-lasting and stable materials. Thanks to the electric self-driving impulse motor, loads can be handled by one person. The machine is compact, easily assembled in minutes, and can easily be carried to and from the site by hand.

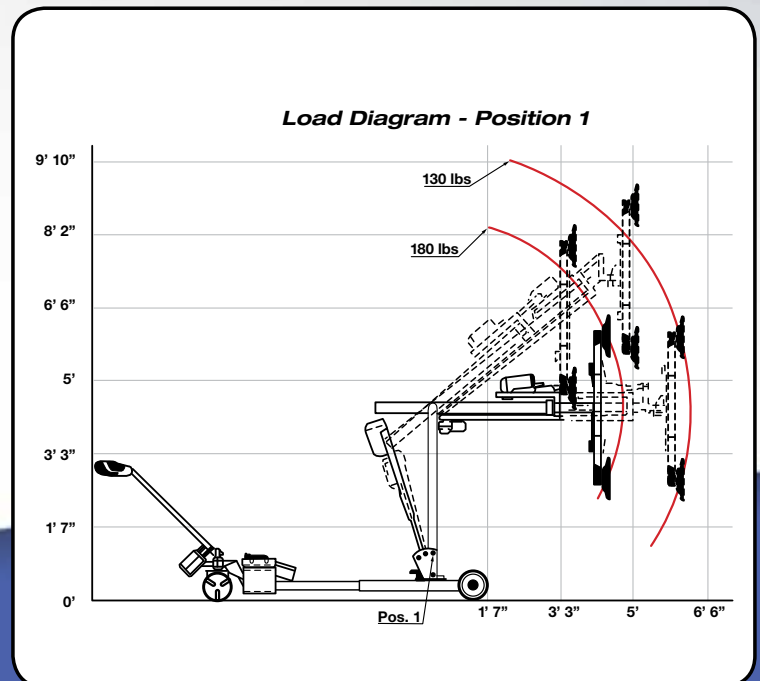
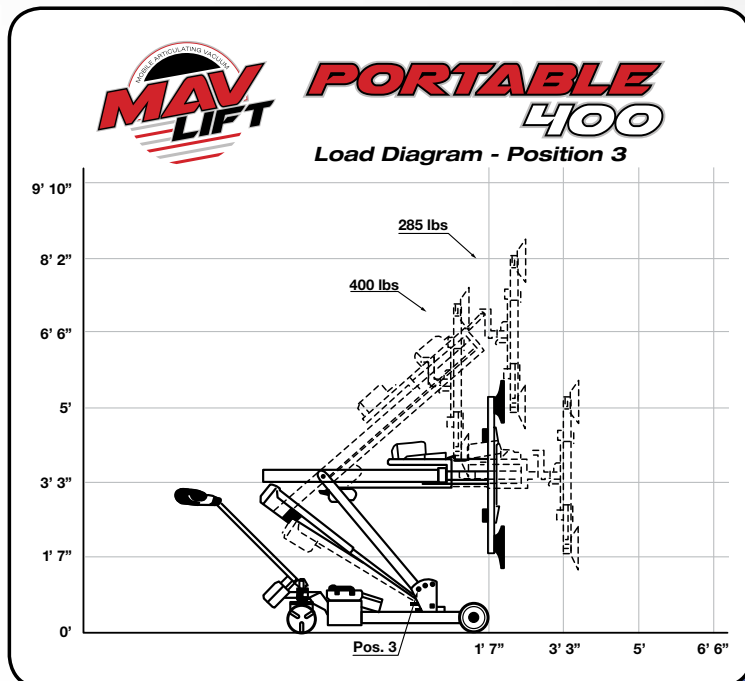
The wired remote can control the features of the vacuum cups, along with the telescoping lifting arm.



# Dimensions



# Rated Load Chart





# PORTABLE 400

## Technical Data

Max Load Capacity	400 lbs
Machine Weight (Without Counterweights)	460 lbs
Machine Weight (With removable Counterweights installed)	507 lbs
Maximum Permitted Slope	10°
Powered Lateral Sideshift	4"
Power Requirements	Battery: 110v/240v Charger Pump: 12v DC
Vacuum System	2 Vacuum Pumps 4 Cups

## Specifications

## Safety Features

- Overload Switch
- Stop Switch
- Vacuum Lost/Overloading Indicator

## Standard Features

- Lifting Unit Electrically Turns in All Directions and Telescopes to the Front
- Synchronous Controls- automatically keeps a constant inclination angle of vacuum unit
- Quick Assembly and Disassembly
- Adjustable Suction Frame
- Wired Remote Control
- Suitable for Overhead Lifting
- 4" Lateral Sideshift (left and right)
- 180° Suction Unit Rotation (manual left and right)
- 90° Slew of Vacuum Unit (left and right)
- Designed to fit in a standard elevator
- Two Independent Vacuum Circuits with Two Pumps and Two Vacuum Reserve Tanks
- Robotic Arm Powered by Electric Actuators for Precision Control
- Operates on Two 12v DC Rechargeable Batteries or While Plugged into Standard Outlet

*Product specifications are subject to change without notice. No specific training or license is required to operate the MAVLift in most areas, but operators are responsible for knowing and meeting all safety requirements and regulations. Not responsible for content errors.*



**MAVLift.com**